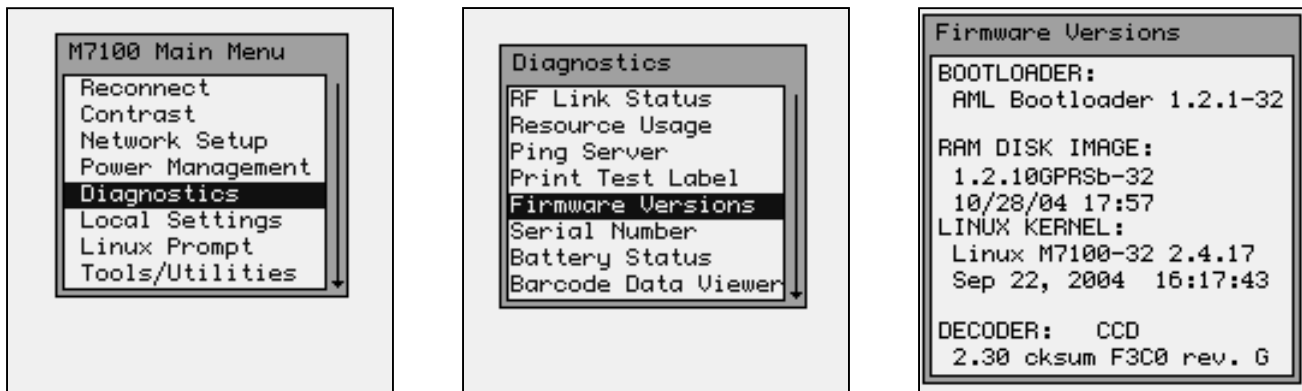


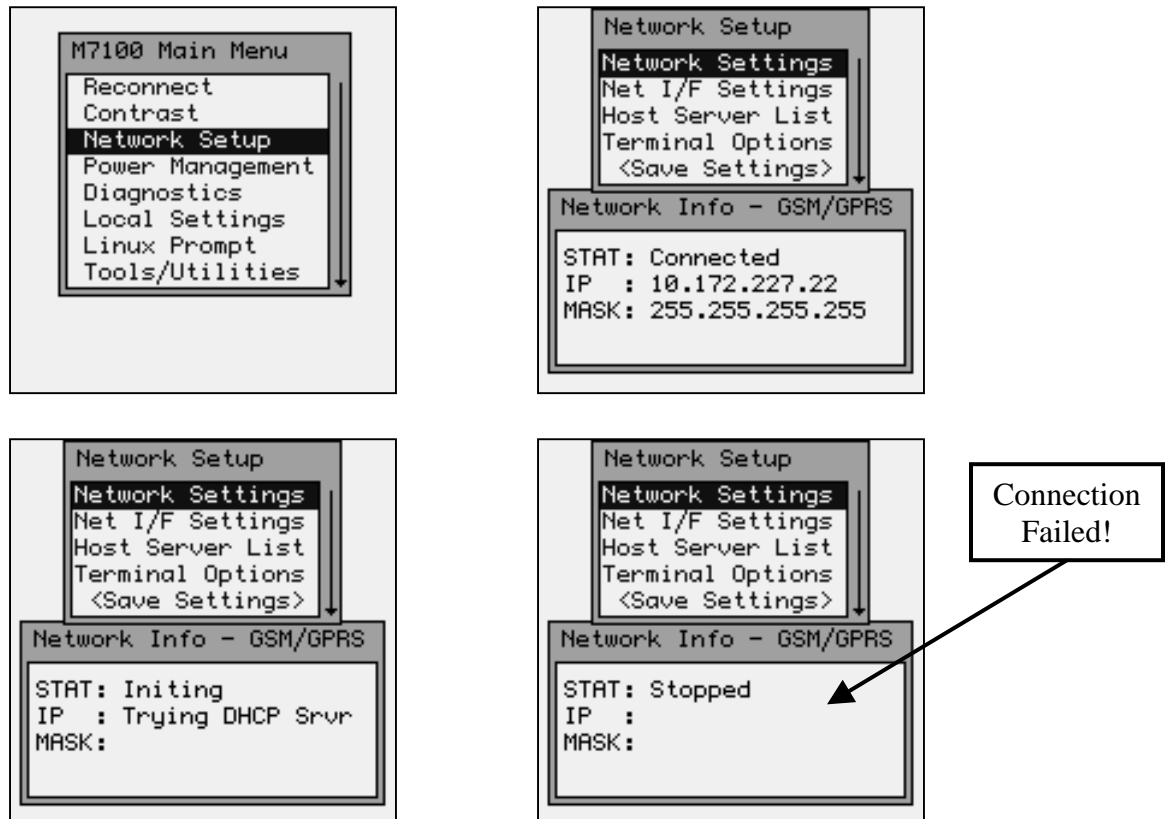


GSM/GPRS Modem Network Card Support

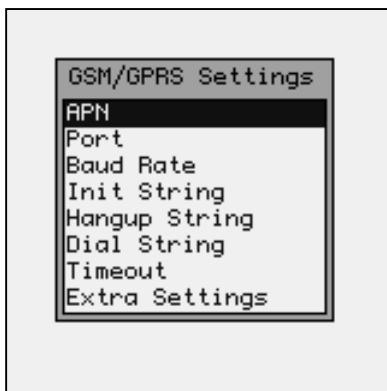
The AML M7100 now supports GSM/GPRS network cards. When a GPRS network card comes installed in the M7100, the menus will be slightly different from the standard menus. To determine if the unit has the correct firmware installed. Use the M7100 Menu System and select “Diagnostic Menu > Firmware Versions” and see under RAM DISK IMAGE the version 1.2.11GPRsb-32 firmware.



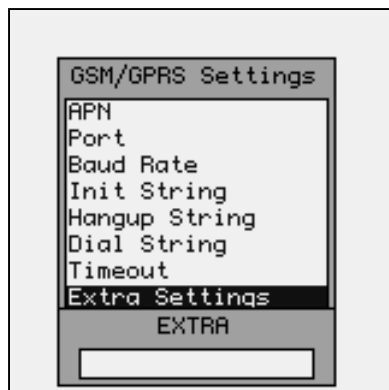
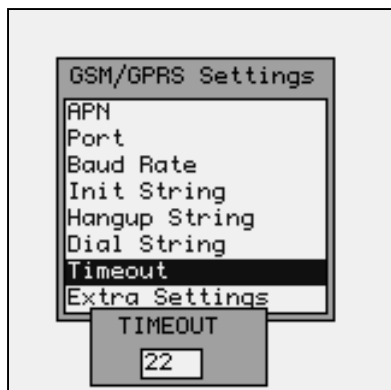
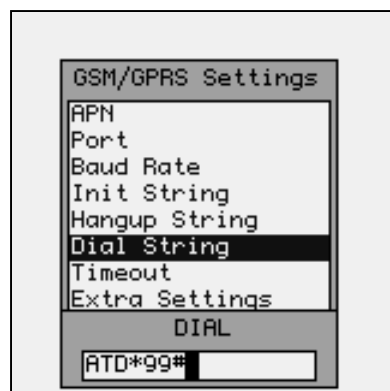
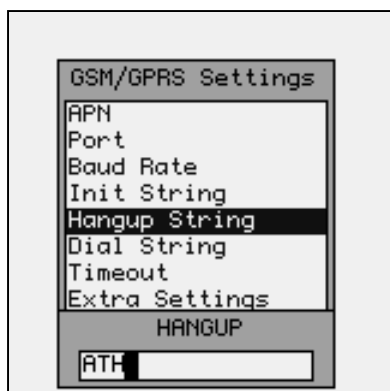
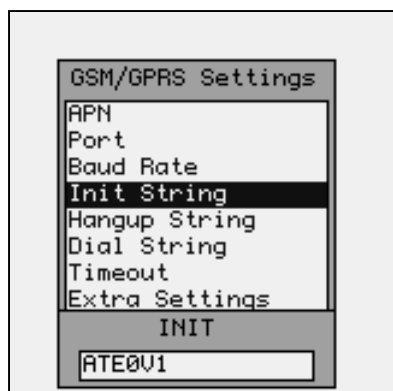
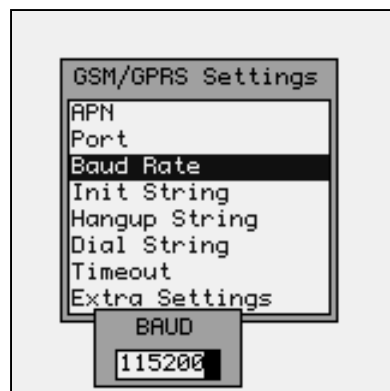
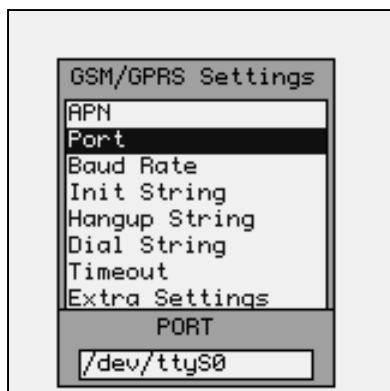
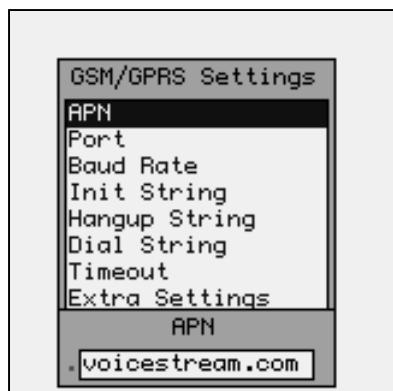
To determine if the GSM/GPRS card is functioning properly, use the M7100 Menu System and select “Network Setup” and one of the following screens should appear:



If the screen does not say “**STAT: Connected**” then you are out of range of a GSM/GPRS Cellular Network, or you have your GSM/GPRS modem settings wrong. To review the GSM/GPRS settings, use the M7100 Menu System and select “Network Setup > Net I/F Settings” and see the settings main screen.



The settings are selected by highlighting the proper item and hitting the [ENTER] key. The information below is an example of how the unit might be set, your settings may be different. Contact your local GSM/GPRS cellular service provider for information on these settings.



Typical Values for the “GSM/GPRS Settings”:

APN – Access Provider Name

A character string specifying the cellular service provider (e.g. internet2.voicestream.com).

Port – Linux port name

A character string specifying the port name (usually “/dev/ttyS0”).

Baud Rate – Transmission Baud Rate

A character string specifying the baud rate (usually 115200).

Init String – Initialization String

A character string sent to the internal GPRS modem card prior to initiating a call.

Hangup String – Disconnection String

A character string sent to the internal GPRS modem card when it disconnects from a call.

Dial String – Dialing string

A character string sent to the internal GPRS modem card to initialize dialing of the call.

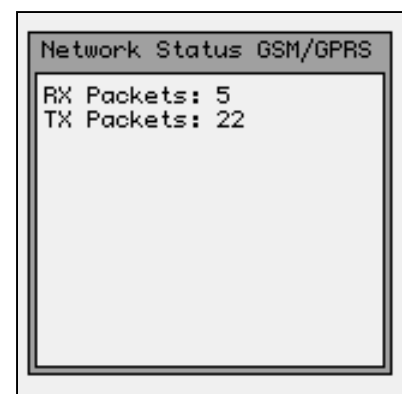
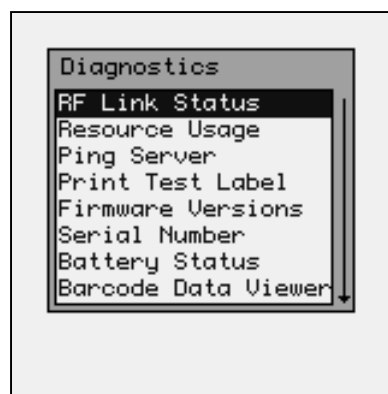
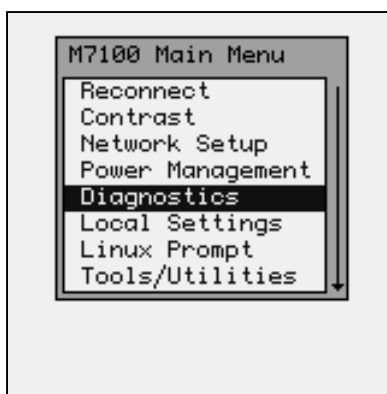
Timeout – Connection Timeout value

A numeric string that determines the amount of time (in seconds) to wait for the call to connect.

Extra Settings – Extra settings string

A character string that is sent to the internal GPRS modem card prior to initiating a call that may be used in special circumstances. One example is sending manufacturer specific startup strings.

To determine the amount of data being sent by the GSM/GPRS card, use the M7100 Menu System and select “Diagnostics > RF Link Status” and see the “Network Status GSM/GPRS”.



Error Messages

There are numerous error messages that may appear. These error messages are logged on the M7100 by the “syslog” system and stored in the volatile file named “var/log/messages”.

Most of the other M7100 Menu System is identical to the standard M7100 handheld terminal. For more information on how to use the M7100, see the M7100 User’s Manual on the CD that was shipped with the unit.